







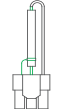
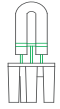
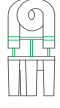


灯泡规格

下列表格是本公司灯泡规格一览表。更换灯泡时,请先仔细确认该产品的灯泡规格后选用,以免造成产品不良。

外形	序号	范围	规格	使用电压	消耗电流	适用产品
	1	14V / 5W	G14 9S	12V	0.357A	S50, ST45
	2	27V / 5W	G14 9S	24V	0.185A	
	3	120V / 5W	T16 x 28 9S	110V	0.042A	S50, ST45
	4	240V / 5W	T16 x 28 9S	220V	0.021A	
	5	12V / 5W	T16 x 35 15S	12V	0.417A	S60, S80, SR SJ, SJD
	6	24V / 5W	T16 x 35 15S	24V	0.208A	
	7	120V / 5W	T16 x 35 15D	110V	0.042A	S60
	8	240V / 5W	T16 x 35 15D	220V	0.021A	
	9	12V / 10W	T16 x 35 15S	12V	0.833A	S100, S125 SE ST56, ST80
	10	24V / 10W	T16 x 35 15S	24V	0.417A	
	11	48V / 10W	T16 x 35 15S	48V	0.208A	
	12	120V / 10W	T16 x 35 15S	110V	0.083A	S100, S125 ST56, ST80
	13	240V / 10W	T16 x 35 15S	220V	0.042A	
	14	48V / 10W	T16 x 35 15D	48V	0.208A	
	15	120V / 10W	T16 x 35 15D	110V	0.083A	
	16	240V / 10W	T16 x 35 15D	220V	0.042A	
	17	12V / 15W	G23 15S	12V	1.250A	SK, S150, SH1, SH2, SED SD, SHD, SHD2 SMD, SESA, SEBA, SEA
	18	24V / 15W	G23 15S	24V	0.625A	
	19	48V / 15W	G23 15S	48V	0.313A	
	20	120V / 15W	G23 15S	110V	0.125A	
	21	240V / 15W	G23 15S	220V	0.063A	
	22	120V / 15W	G23 15D	110V	0.125A	S150, SH1, SH2, SED SD, SHD, SHD2 SMD, SESA, SEBA, SEA
	23	240V / 15W	G23 15D	220V	0.063A	
	24	12V / 23W	S25 15S	12V	1.916A	S150, SH2, SD, SMD SESA, SEBA, SEA
	25	24V / 23W	S25 15S	24V	0.958A	
	26	48V / 25W	T23 x 62 15D	48V	0.521A	S150, SH2, SD, SMD SESA, SEBA, SEA
	27	120V / 25W	T23 x 62 15D	110V	0.208A	
	28	240V / 25W	T23 x 62 15D	220V	0.104A	
	29	12V / 35W	RP35 15S	12V	2.917A	S180
	30	24V / 35W	RP35 15S	24V	1.458A	

外形	序号	范围	规格	使用电压	消耗电流	适用产品
	31	120V / 35W	RP35 15D	110V	0.292A	S180
	32	240V / 35W	RP35 15D	220V	0.146A	
	33	110V / 60W	E26 ES	110V	0.545A	S150, SH2, SD, SMD SESA, SE, SEBA, SEA
	34	220V / 60W	E26 ES	220V	0.272A	
	35	12V / 30W	A60 E26	12V	2.500A	S150, SH2 SD, SMD
	36	24V / 60W	A60 E26	220V	2.500A	
	37	110V / 60W	A60 E26	110V	0.545A	S150, SH2 SD, SMD
	38	220V / 60W	A60 E26	220V	0.272A	
	39	14V / 35W	15S 卤素	12V	2.500A	SKH
	40	27V / 35W	15S 卤素	24V	1.296A	
	41	120V / 35W	15D 卤素	110V	0.292A	S150, SH2, SD, SMD SESA, SE, SEBA, SEA
	42	240V / 35W	15D 卤素	220V	0.146A	
	43	14V / 55W	15S 卤素	12V	3.929A	S150, SH2, SD, SMD SESA, SE, SEBA, SEA
	44	27V / 55W	15S 卤素	24V	2.037A	
	45	120V / 55W	15D 卤素	110V	0.458A	S150, SH2, SD, SMD SESA, SE, SEBA, SEA
	46	240V / 55W	15D 卤素	220V	0.229A	
	47	220V~350V	BGA2120 -BBC I型 氙灯管		4W	S80S, S80AS SNE-S, SNES-S, SE-S
	48	200V~550V	EUB0641 -1A(G) U型 氙灯管		6W	S100S, S125S S150US, S150RS SJS, SJSP SH1S, SH2S SEDS, SDS, SMDS SHDS, SHD2S SCDWS, SCDFS SESAS, SEBAS, SEAS
	49	280V~400V	BH0647(G) W型 氙灯管		16W	S180US, S180UHS