

QEL / QELT / QELS / QELTS



QEL / QELT / QELS / QELTS

PRODUCT SPECIFICATION

QEL | QELT
QELS | QELTS

Materials Lens-PC, Side cover-ABS, Bracket-STS201

Ambient operating temperature -30°C to +50°C

Certificates CE, KC

- Wide direct light distribution for high illumination in the distribution panel
- Options for operation are power line threading type, terminal box equipped type, on-off switch equipped type
- LED direct AC connect system, no need other power device
- Adopts constant current circuit for stable illumination in unstable power
- 4 kinds of products length 200/300/400/500mm for each condition
- Removable mount bracket that adjust mount distance
- Standard entry cable included. Can customize the product with the M12 connector if requested(Female M12 connector is not provided)

Specifications

QEL External Power Line



QELT Terminal Box Equipped



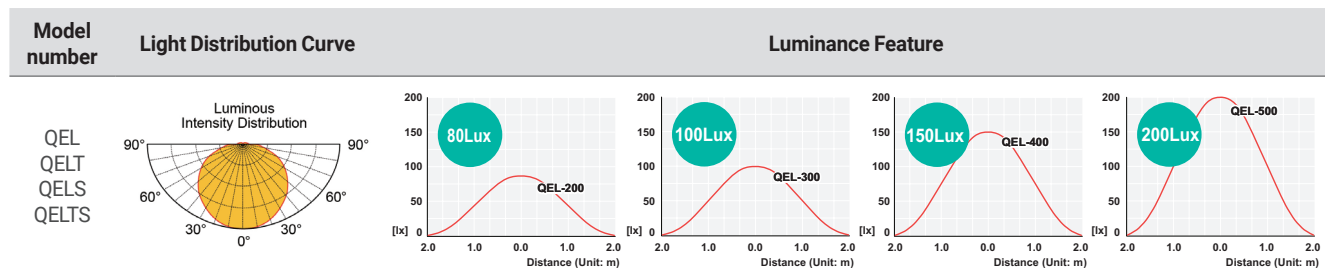
QELS External Power Line Switch Equipped




QELTS erminal Box Equipped, Switch Equipped



Light Distribution and Illuminance



QEL / QELT / QELS / QELTS LED Light Bars for Distribution Panel

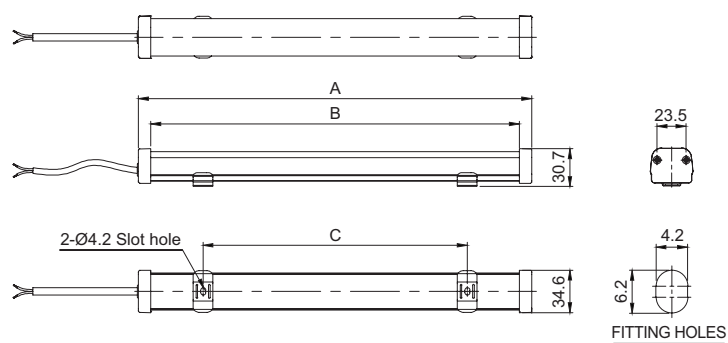
Optics Specifications					
Model number		QEL-200 / QELT-200 QELS-200 / QELTS-200	QEL-300 / QELT-300 QELS-300 / QELTS-300	QEL-400 / QELT-400 QELS-400 / QELTS-400	QEL-500 / QELT-500 QELS-500 / QELTS-500
Directions		Translucent	Translucent	Translucent	Translucent
Light color			Cooldaylight		
Color temperature			6,000-7,000K		
Luminous flux	DC	180lm	300lm	420lm	500lm
	AC	180lm	300lm	420lm	500lm
Illumination (at 1m)	DC	80Lux	100Lux	150Lux	200Lux
	AC	75Lux	100Lux	150Lux	190Lux
Specifications					
Model number		QEL-200 / QELT-200 QELS-200 / QELTS-200	QEL-300 / QELT-300 QELS-300 / QELTS-300	QEL-400 / QELT-400 QELS-400 / QELTS-400	QEL-500 / QELT-500 QELS-500 / QELTS-500
Voltage		DC24V, AC110V, AC220V			
Range for operation voltage		DC21.5V-26.5V, AC98V-121V, AC198V-245V			
Power consumption	DC24V	4W	5.5W	8W	9.5W
	AC110V	3W	3.5W	4.5W	5.5W
	AC220V	3.5W	5W	6.5W	8.5W
Insulation resistance		Min. 100MΩ(500V DC mega ohm meter)			
Withstanding voltage		DC: 500VAC, 60Hz, 1 minute/AC: 1,500VAC, 60Hz, 1 minute			
Operating temperature		-30°C to +50°C			
Protection rating		Non-Waterproof			
Materials		Lens-PC, Side cover-ABS, Bracket-STS201			
Certification		CE 			
Weight(Approx.)		0.08kg	0.10kg	0.13kg	0.15kg
		0.10kg	0.12kg	0.15kg	0.17kg

※ CE compliant: DC24V, AC220V, KC compliant: AC220V(QEL/ QELS only)

Technical Diagram

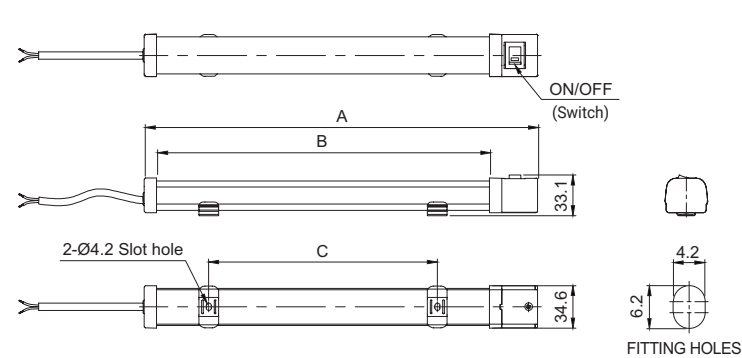
Units: mm

QEL(Built-in terminal type)



MODEL	A	B	C
QEL-200	220	200	16-170
QEL-300	320	300	16-270
QEL-400	420	400	16-370
QEL-500	520	500	16-470

QELS(Built-in on/off switch and terminal type)



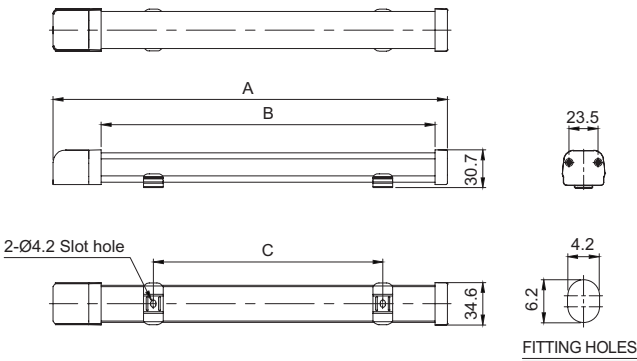
MODEL	A	B	C
QELS-200	249	200	16-170
QELS-300	349	300	16-270
QELS-400	449	400	16-370
QELS-500	549	500	16-470

QEL / QELT / QELS / QELTS

Technical Diagram

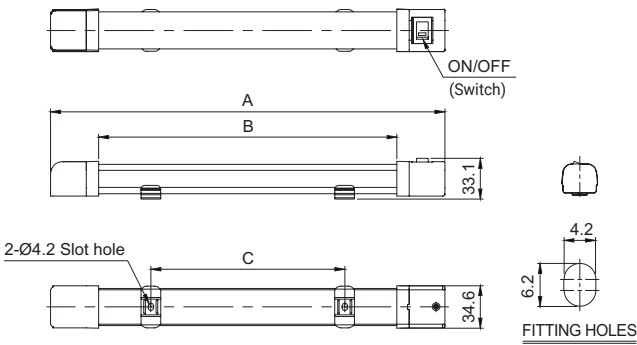
Units: mm

·QELT(Built-in terminal type)



MODEL	A	B	C
QELT-200	249	200	16-170
QELT-300	349	300	16-270
QELT-400	449	400	16-370
QELT-500	549	500	16-470

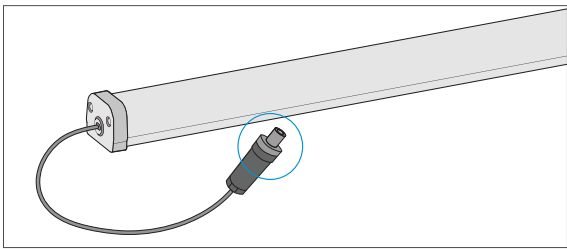
·QELTS(Built-in on/off switch and terminal type)



MODEL	A	B	C
QELTS-200	278	200	16-170
QELTS-300	378	300	16-270
QELTS-400	478	400	16-370
QELTS-500	578	500	16-470

M12 connector equipped (Customization)

· Customized Cable end M12 connector attached type available.



Ordering Specification

QEL	-	300	-	220
[Model number]		[Product length]		[Voltage]
QEL-External power line		200-200mm		24-DC24V
QELT-Terminal box equipped		300-300mm		110-AC110V
QELS-External power line, Switch equipped		400-400mm		220-AC220V
QELTS-Terminal box, Switch equipped		500-500mm		